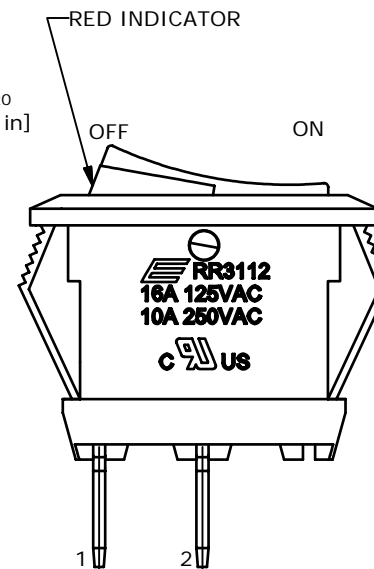
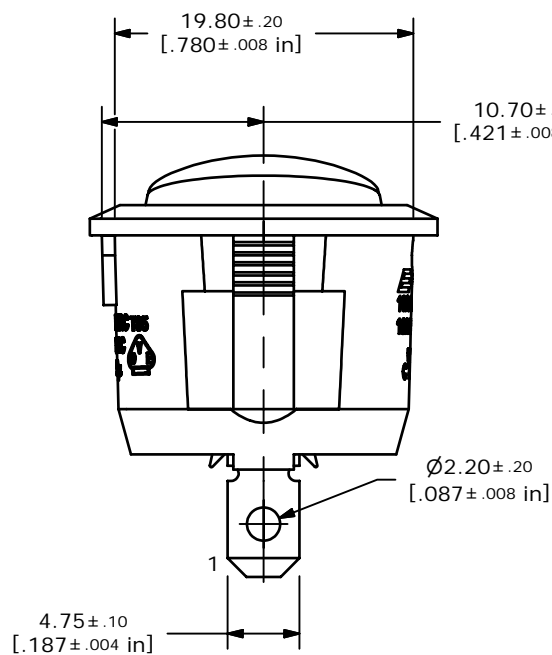
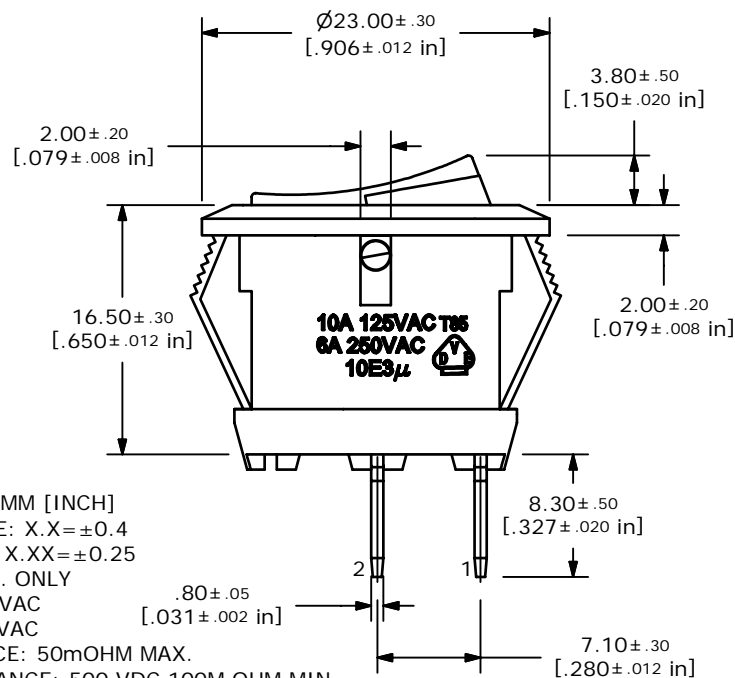


CIRCUIT: SPST

RECOMMENDED PANEL MOUNTING



NOTES:

1. ALL DIMENSIONS IN MM [INCH]
2. GENERAL TOLERANCE: X.X=±0.4
X.XX=±0.25
3. TERM. NOS. FOR REF. ONLY
4. RATING: 10A @ 250 VAC
16A @ 125 VAC
5. CONTACT RESISTANCE: 50mOHM MAX.
6. INSULATION RESISTANCE: 500 VDC 100M OHM MIN.
7. DIELECTRIC STRENGTH: 1500 VAC FOR 1 MIN
8. OPERATING TEMPERATURE: -20°C to 85°C
9. DENOTES CRITICAL PARAMETER
10. 002/95/EC (ROHS) COMPLIANT

E-SWITCH®

B	16480	RED INDICATOR CORRECTION	9/21/06	TN
A	16412	RELEASED FOR PRODUCTION	9/6/06	BO
REV	PCR NO	DESCRIPTION	DATE	BY

TITLE RR3112ABLKBRINEF0				
SCALE	DATE	DR	DWG	REV
2:1	9/21/2006	BO	F130426	B

THE INFORMATION CONTAINED IN THIS DOCUMENT IS PROPRIETARY TO E-SWITCH AND IS NOT TO BE COPIED OR TRANSFERRED